



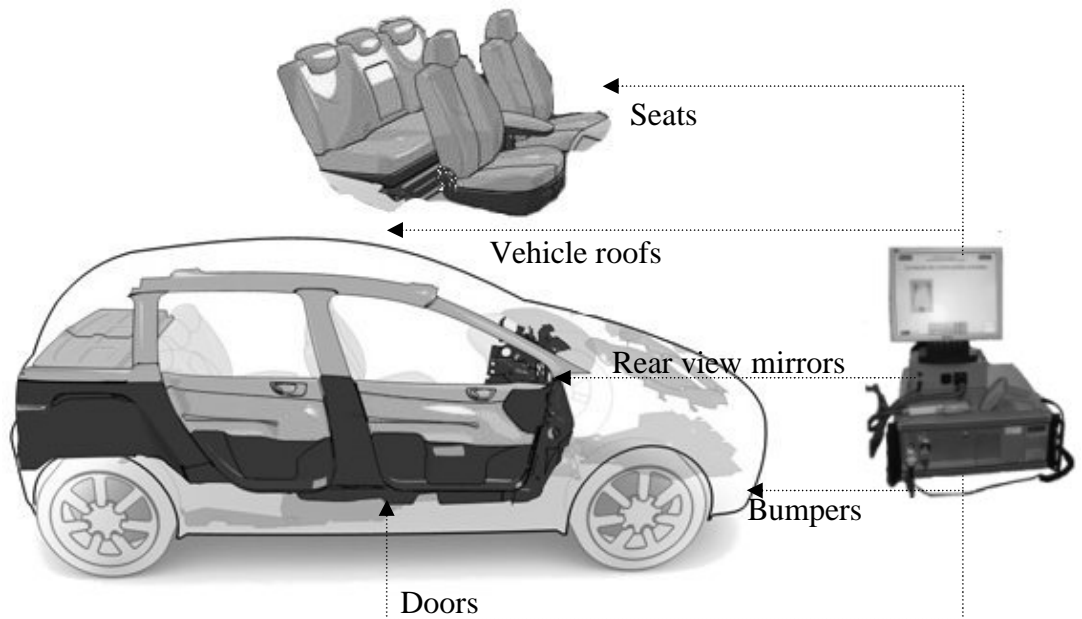
End of Line Control System for vehicle application

This EOL test station is integrated on the car production lines, this permits the user to carry out controls and measurements automatically on various electrical elements while ensuring traceability.

Traceability

Internal and external remote maintenance

Modular and upgradeable system



Elements tested	Types of measurements
Air Bag	Values of the pyrotechnical element; insulation
Pyrotechnic Elements	
Occupant Detection sensor on seat	Control functions; measure of impedance
Belt pretensioner	
Heating seat covers	Test of continuity ; test of consumption
Mass and electric looms	
Electric Motor	Test of consumption ; control functionality
Diagnostic calculator	Analysis response; tension/running
Lighting	EDGE ; FLAX ; KLINE ; VAN ; ...
Antenna	Control functionality; test of consumption
Microphone	Test of continuity
Position encoder	Control functionality ; test of consumption
Multimedia screen	Control functionality
Radar (rear, position, ...)	Test of connectors ; test of consumption
	Control functionality; test of frequency

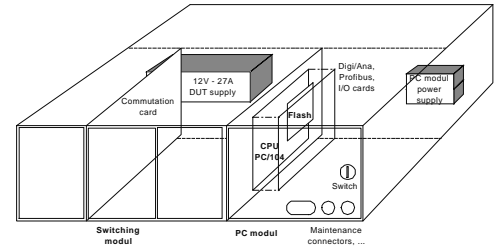
Contact

➔ Laurent Lefebvre and Abdeldjalil Zoughlami

Estar-Creatique System • Neutorplatz 7-
79 206 Breisach am Rhein • Germany
Phone : +49 7667.833.308
Fax : +49 7667.833.309



Description of the means ECS- EOL



The control station consists of:

- a PC module embarked with format PC104
- a profibus interface
- a acquisition I/O card
- a modem card for remote assistance
- a switching module for signals and measurement
- a network access

The whole is integrated in a frame 19" equipped with a 12V, 27A power supply.

-> The system permits interchangeability of the principal modules (PC - Switching) thanks to the format of rackable modules.



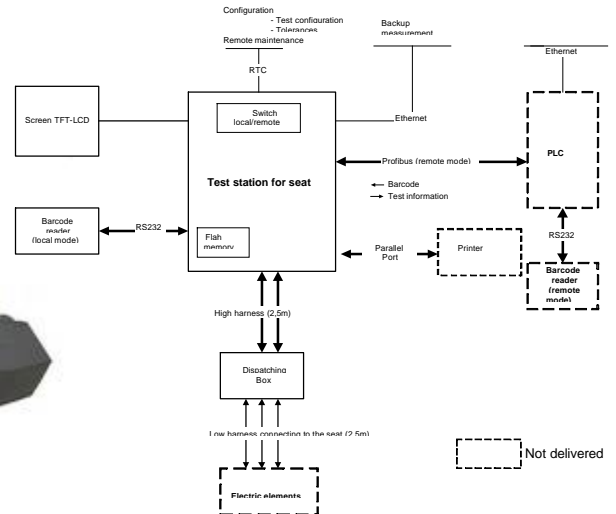
Software

The software package consists of :

- Windows XP Embeded OS
- An application software for test developed under LabWindows/CVI/TestStand (National Instrument)
- A software of remote access.
- A software adapted to the calculator-communications

-> The test results are saved automatically in a distant network with a local storage for avoiding possible failure during communications.

TEST STATION SYNOPTIC OF THE ELECTRIC ELEMENTS



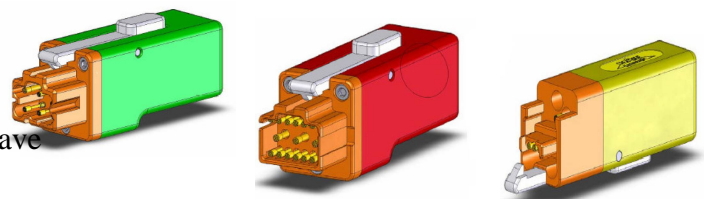
Connectic

Dispatching box

This case is used as intermediary between the connection-beams of the equipment to test and the test station. It gathers the whole of the resources of measurement and allows a simplification of the updates in the case of evolution of the elements to be tested.

Industrial Connectors

Specific industrial connectors can have up to 100,000 connection cycles.



Modular and upgradeable system

Internal and external remote maintenance

Traceability